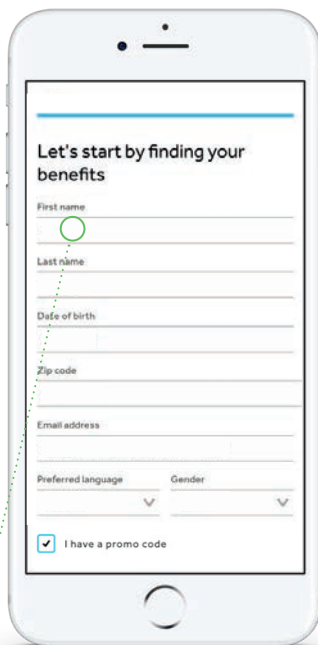




Get started with Teladoc

It's quick and easy to set up your account through our app. Simply download the Teladoc app and follow the four steps you see below.



Let's start by finding your benefits

First name

Last name

Date of birth

Zip code

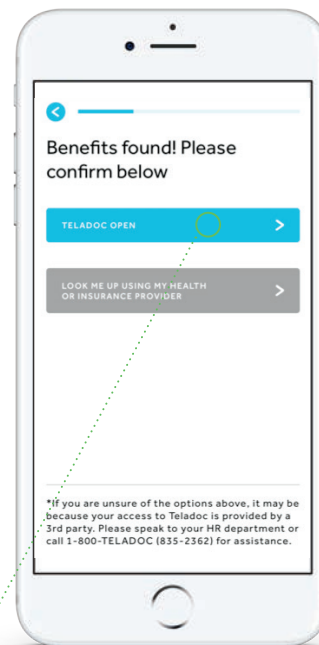
Email address

Preferred language Gender

☒ I have a promo code

1. Confirm benefits

Provide some information about yourself to confirm your eligibility.



Benefits found! Please confirm below

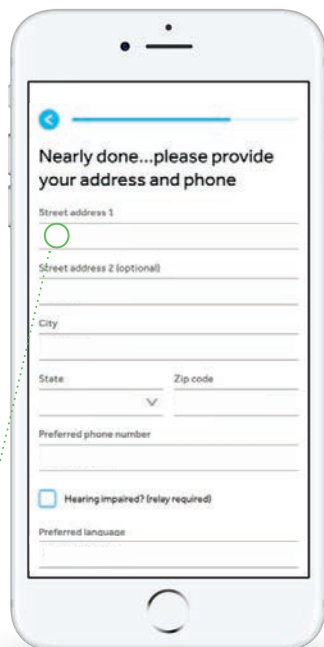
TELADOC OPEN

LOOK ME UP USING MY HEALTH OR INSURANCE PROVIDER

*If you are unsure of the options above, it may be because your access to Teladoc is provided by a 3rd party. Please speak to your HR department or call 1-800-TELADOC (835-2362) for assistance.

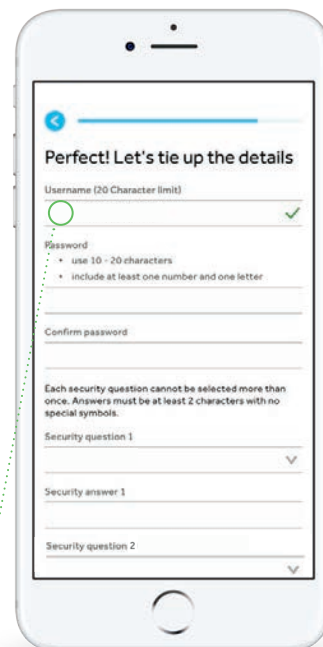
2. Benefit confirmation

We'll confirm that we found your benefits and you'll continue creating your account.



3. Create account

Please provide your contact information and preferred language.



4. Complete account

Create a username, password, and pick security questions to ensure your account is secure.

Talk to a doctor anytime for free

📞 1-800-TELADOC (835-2362)

🍏 | 🤖 Download the app

💻 Teladoc.com

National Consumer's Advantage Association

© 2020 Teladoc Health, Inc. All rights reserved. Teladoc and the Teladoc logo are registered trademarks of Teladoc Health, Inc. and may not be used without written permission. Teladoc does not replace the primary care physician. Teladoc does not guarantee that a prescription will be written. Teladoc operates subject to state regulation and may not be available in certain states. Teladoc does not prescribe DEA controlled substances, non therapeutic drugs and certain other drugs which may be harmful because of their potential for abuse. Teladoc physicians reserve the right to deny care for potential misuse of services.